




Rosie Petal: Make the World a Better Place

This Skill Builder Badge is adapted to suit the content of Georgia Aquarium. Girls can explore all exhibits as they dive into the badge activities below.

Rosie's Petal can be purchased at your nearest Girl Scout Badge & Sash Store. Georgia Aquarium offers a patch program and patches are available in the gift shop.



STEP 1

Read Rosie's Story with your group before arrival.

STEP 2

Visit the Ocean Voyager Built by The Home Depot gallery.

Talk with your Daisy about how to keep trash from ending up in the ocean. Help your Daisy connect with a part of the Girl Scout Law. Talk with her about how the things she points to can be disposed of to "make the world a better place."

STEP 3

Attend the Sea Lion Presentation.

Ask your Daisy:

- What did she see?
- Who was her favorite character?
- What was her favorite part?
- How was one of the sea lions in the presentation *helped* by humans?



STEP 4

Visit one of the touch pools.

Ask your Daisy:

- Which shapes did she see in the pool?
- Which colors did she see in the pool?
- How did the animal feel?

Encourage her to ask the attendant a question about the pool.



Just for Fun: Can you find me?

As you visit the different exhibits,
name these animals.



STEP 5

Go to the River Scout gallery.

Look at the Asian small-clawed otter exhibit.
How have these animals been impacted by
pollution? When you go home, use trash to make your
own animal-inspired art!



brownies



"Pets" Badge



****This Skill Builder Badge is adapted to suit the content of Georgia Aquarium. Girls can explore all exhibits as they dive into the badge activities below. The Pets Badge can be purchased at your nearest Girl Scout Badge & Sash Store. Georgia Aquarium offers a patch program and patches are available in the gift shop.****

STEP 1

Find out what care different pets need.

Visit the Cold Water Quest gallery and discover how the following animals receive care:

Beluga Whale:

- What do they eat? _____
- How do they get check-ups? _____
- What type of water do they like to live in? _____

Southern Sea Otter:

- What do they eat? _____
- How do they get check-ups? _____
- What type of water do they like to live in? _____

STEP 2

Keep a pet comfy.

- Visit the Cold Water Quest touch pool and ask about how to care for these animals.
- Explore all the exhibits. Do the animals look healthy? Are their homes clean? Record what you see.



STEP 3

Help a pet stay healthy and safe.

Visit the Asian small-clawed otter exhibit and find out how these animals keep themselves clean. How often do they wash themselves? Record what you see.




What do I see?

STEP 4

Make a pet feel comfy and loved.

Attend an AT&T Dolphin Presentation and cheer on the dolphins as they perform their presentation for you!

- What are the games they play?
- Describe their toys.
- How do dolphins communicate?



STEP 5

Feed a pet.

Attend an animal feeding (ask Aquarium information desk about feeding times).



"Animal Habitats" Badge

****This Skill Builder Badge is adapted to suit the content of Georgia Aquarium. Girls can explore all exhibits as they dive into the badge activities below. The Animal Habitats Badge can be purchased at your nearest Girl Scout Badge & Sash Store. Georgia Aquarium offers a patch program and patches are available in the gift shop.****

STEP 1

Find out about wild animals.

Match each animal to its exhibit in the Aquarium. Discover more about each animal's habitat, food sources, and its status as a protected species.

- 1) Where do I live in the wild?
- 2) How and what do I eat?
- 3) Am I an endangered or protected species?

1) _____

2) _____

3) _____

Cold Water Quest



Sea Nettle



1) _____

2) _____

3) _____

Pier 225



Whale Shark



1) _____

2) _____

3) _____

Tropical Diver



Beluga Whale



1) _____


2) _____

3) _____

Ocean Voyager



Asian Small-Clawed Otter



1) _____


2) _____

3) _____

River Scout



California Sea Lion







STEP 2

Investigate an animal habitat.

Pick one of the galleries and discuss what the animals here have in common. What are their features? Trade ideas with a friend as to why features are helpful to the animals in this type of habitat. Ideas for features: gills, fins, flippers, tail, fur or skin, ears, mouth, eyes, nose, coloring, protective devices and more! Visit a touch pool.



How are animals who live in the arctic different from animals in tropical environments?



STEP 3

Create an animal house.

Find out how people are helping expand the coral reefs in the Tropical Diver gallery. When you go home, build an animal habitat from repurposed materials (trash).

STEP 4

Explore endangered habitats.

In the Cold Water Quest gallery, visit the sea otters. Find out:

- Why are wild otters in danger?
- What is happening to the animals?
- What are people doing to help the habitat?
- Are the animals able to adapt?



STEP 5

Help protect animal habitats.

Investigate the Seafood Savvy program (online or ask a team member). Find out why your seafood choices matter. Enjoy a seafood snack. Discuss how girls can talk with their caregivers and explain to them why they should buy only sustainable seafood.

“Animals Helpers” Badge


****This Skill Builder Badge is adapted to suit the content of Georgia Aquarium. Girls can explore all exhibits as they dive into the badge requirements below. The physical badge can be purchased at your nearest Badge & Sash store.****

STEP 1: Find out how views of the animals below have changed over the centuries.

- ☐ Cold Water Quest - **beluga whale**
- ☐ Cold Water Quest - **southern sea otter**

Can't find information on display?

- Ask an Aquarium team member for answers.



STEP 2: Attend an AT&T Dolphin presentation.

After the show, research how the trainers interact with the dolphins. How do they train the dolphins? What kind of educational background would you need for this career?

STEPS 3 & 4: Find out how animals help people emotionally.

- ☐ Talk with Aquarium team members in the Ocean Voyager Built by The Home Depot gallery.
- ☐ How do Georgia Aquarium's dive programs help people with post-traumatic stress disorder (Veterans Swim Program)? Do you know anyone in the military? Learn about the program and recommend it to them.
- ☐ [Optional] Find out how to take a *Journey with Gentle Giants at the Aquarium* information desk.

STEP 5: Talk to an animal expert at the Aquarium.

- ☐ Look for Aquarium team members. Ask questions about how the scientist or expert started working at the Aquarium.
- ☐ What do they study or research? What type of animal is their focus? How do they study that animal? If you have a favorite animal in the Aquarium, ask questions about that animal.



"Voice for Animals" Badge

****This Skill Builder Badge is adapted to suit the content of Georgia Aquarium. Girls can explore all exhibits as they dive into the badge requirements below. The physical badge can be purchased at your nearest Badge & Sash store.****

STEP 1: Discover more about marine life.

Learn more about the beluga whale in Cold Water Quest. Why is the beluga an important species for its habitat?



Anything's Possible

STEP 3: Explore animals in Zoological Operations.

- ☐ Talk with an Aquarium employee about the Seafood Savvy program.
- ☐ Investigate husbandry in the Aquarium through the Behind the Seas Tour (add on for a fee). Sign up at the Aquarium information desk.

STEP 2: Investigate animals used for science.

- ☐ Visit the Cold Water Quest touch pool and ask about the sea anemone. How is it used for medicinal purposes?

STEP 4: Report on animals in entertainment.

- ☐ Attend the AT&T Dolphin Presentation and write a review. Share with troop and family or use social media to journal about your experience. Tag us in your post @GeorgiaAquarium

STEP 5: Be a voice for animals.

- ☐ Put your audio/visual skills and research skills to work. Create a 2-minute Public Service Announcement to advocate an animal issue and share with your troop, family, friends and council. Tag us in your social media post @GirlScoutsATL or #GirlScoutsATL

"Water" Badge

****This Skill Builder Badge is adapted to suit the content of Georgia Aquarium. Girls can explore all exhibits as they dive into the badge requirements below. The physical badge can be purchased at your nearest Badge & Sash store.****

STEP 1: Have fun reflecting on your relationship with water!

- ❑ Visit the theater window in the Ocean Voyager Built by The Home Depot gallery, and reflect on your most amazing experience with water. Where were you? What made it so special? How can you relive that experience?
- ❑ No experience yet? Where would your water experience take place?
- ❑ Try a new water skill. Sign up for Journey with Gentle Giants (visit the information desk).

STEP 2: Celebrate water art.

Attend one of the AT&T Dolphin Presentations! Use social media to journal about your experience. Tag us in your tweet (@GeorgiaAquarium).



STEP 3: Explore water issues.

Visit the gallery of your choosing and explore water issues:

- ❑ Nonpoint Source Pollution
- ❑ Ocean Debris

What are some solutions to these issues? Discuss what you learned with your family and friends. Find ways to take action!

STEP 4: Explore water solutions.

- ❑ Interview an Aquarium team member and ask how they are helping conserve our planet's limited supply of water. (Only available through Behind the Seas Tour or sleepover experience.)
 - ❑ How do the species they care for impact water?
 - ❑ Why is it important to investigate bodies of water and organisms that live in oceans, lakes and streams?
 - ❑ Sign up for a Behind the Seas Tour.

STEP 5: Educate & Inspire Others!

Share your experience with other girls, advocate solutions to water issues and take action in your community.